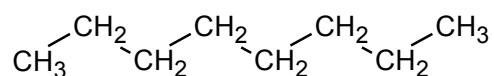


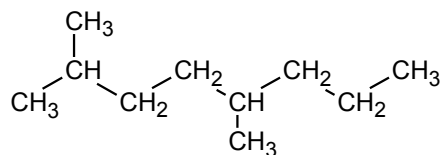
Naming Hydrocarbons Worksheet and Key

Write the name of each of the hydrocarbon molecules shown below:

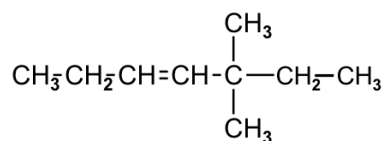
1)



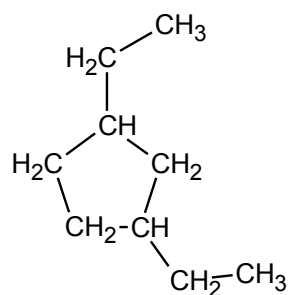
2)



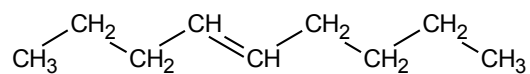
3)



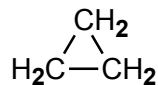
4)



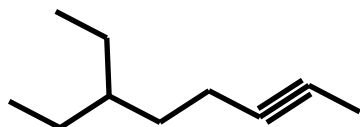
5)



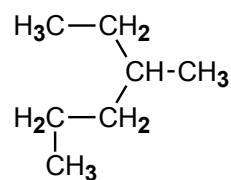
6)



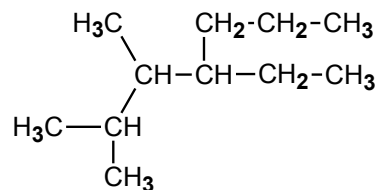
7)



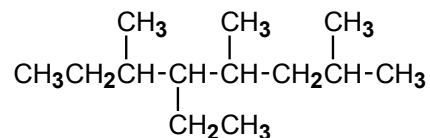
8)



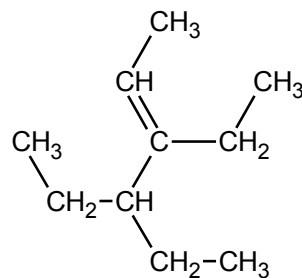
9)



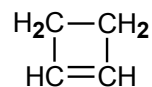
10)



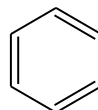
11)



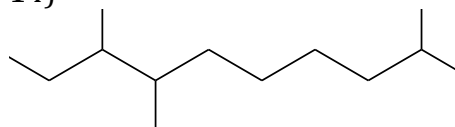
12)



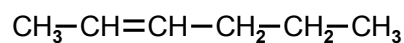
13)



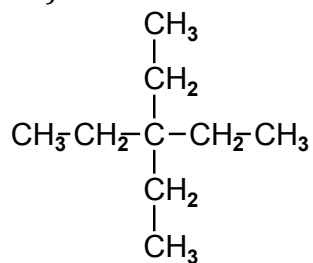
14)



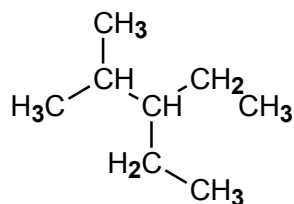
15)



16)



17)



Key

- 1) octane
- 2) 2,5-dimethyloctane
- 3) 5,5-dimethyl-3-heptene
- 4) 1,3-diethylcyclopentane
- 5) 4-nonene
- 6) cyclopropane
- 7) 6-ethyl-2-octyne
- 8) 3-methylhexane
- 9) 4-ethyl-2,3-dimethylheptane
- 10) 5-ethyl-2,4,6-trimethyloctane
- 11) 3,4-diethyl-2-hexene
- 12) cyclobutene
- 13) benzene
- 14) 2,7,8-trimethyldecane
- 15) 2-hexene
- 16) 3,3-diethylpentane
- 17) 3-ethyl-2-methylpentane